


Filter Separators

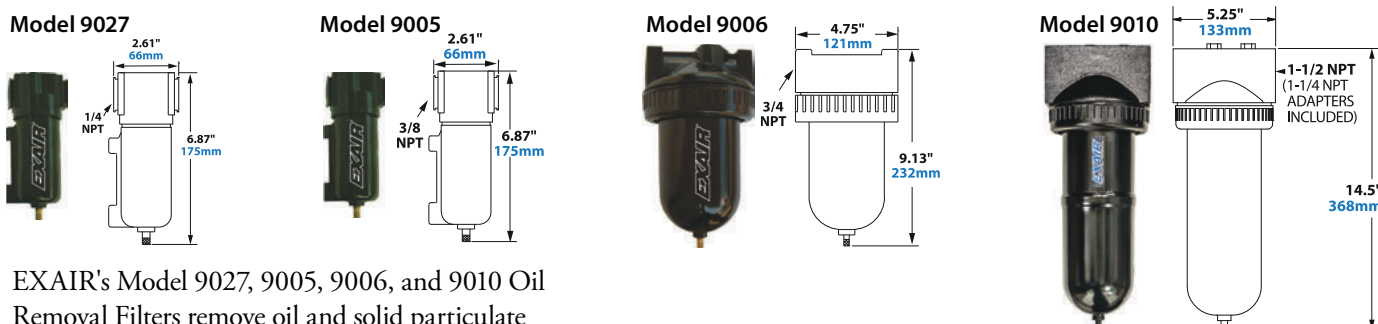


EXAIR's Filter Separators remove water, dirt and rust from your compressed air system. They prevent these contaminants from plugging or damaging the compressed air products. A Filter Separator should be installed prior to an Oil Removal Filter, pressure regulator or valve.

Model #	Description	Max Pres.	Max Temp.
9003	Manual Drain Filter Separator, 1/4 NPT, 27 SCFM (765 SLPM)	150 PSIG	125°F (52°C)
9004	Automatic Drain Filter Separator, 1/4 NPT, 43 SCFM (1,218 SLPM)	150 PSIG	125°F (52°C)
9001	Automatic Drain Filter Separator, 3/8 NPT, 65 SCFM (1,841 SLPM)	175 PSIG	120°F (49°C)
9032	Automatic Drain Filter Separator, 1/2 NPT, 90 SCFM (2,549 SLPM)	175 PSIG	120°F (49°C)
9002	Automatic Drain Filter Separator, 3/4 NPT, 220 SCFM (6,230 SLPM)	175 PSIG	120°F (49°C)
9066	Automatic Drain Filter Separator, 1-1/4 NPT, 400 SCFM (11,327 SLPM)	175 PSIG	120°F (49°C)

The Model 9003 Manual Drain Filter has a polycarbonate bowl and a 20 micron filter element. A manual drain is used to empty the filter. Model 9001, 9002, 9004, 9032, and 9066 Automatic Drain Filter Separators have a metal bowl and a 5 micron filter element (Model 9004 has a polycarbonate bowl with a metal guard). An internal float automatically activates the drain to remove liquid condensate when the bowl becomes full.

Oil Removal Filters

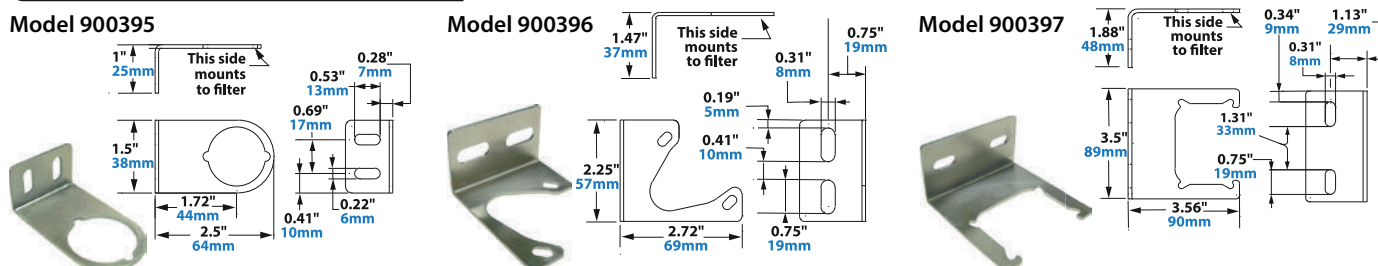


EXAIR's Model 9027, 9005, 9006, and 9010 Oil Removal Filters remove oil and solid particulate that is typical in many compressed air systems.

A 0.03 micron element is used to trap submicron particles. An internal float automatically activates the drain when full.

Model #	Description	Max Pres.	Max Temp.
9027	Oil Removal Filter, 1/4 NPT, 24 SCFM (680 SLPM)	175 PSIG	120°F (49°C)
9005	Oil Removal Filter, 3/8 NPT, 15-37 SCFM (425-1,048 SLPM)	175 PSIG	120°F (49°C)
9006	Oil Removal Filter, 3/4 NPT, 50-150 SCFM (1,416-4,248 SLPM)	175 PSIG	120°F (49°C)
9010	Oil Removal Filter, 1-1/2 NPT, 130-310 SCFM (3,679-8,773 SLPM)	175 PSIG	120°F (49°C)

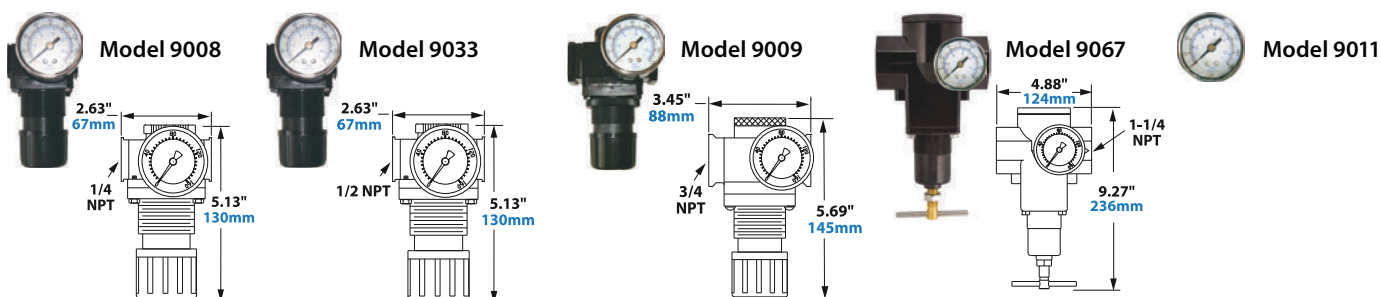
Filter Mounting Brackets



Model #	Description
900395	Mounting Bracket for Model 9003
900396	Mounting Bracket for Model 9001, 9004, 9005, 9027, and 9032
900397	Mounting Bracket for Model 9002

Accessories

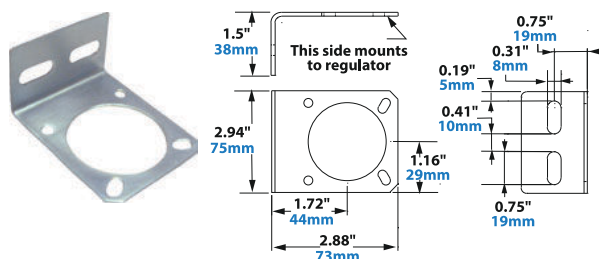
Pressure Regulators



EXAIR's Model 9008, 9033, 9009 and 9067 Pressure Regulators permit easy selection of the operating pressure. A pressure gauge is included.

Model #	Description	Max Pres.	Max Temp.
9008	Pressure Regulator with Gauge, 1/4 NPT, 50 SCFM (1,416 SLPM)	250 PSIG	120°F (49°C)
9033	Pressure Regulator with Gauge, 1/2 NPT, 100 SCFM (2,832 SLPM)	250 PSIG	120°F (49°C)
9009	Pressure Regulator with Gauge, 3/4 NPT, 220 SCFM (6,230 SLPM)	250 PSIG	120°F (49°C)
9067	Pressure Regulator with Gauge, 1-1/4 NPT, 700 SCFM (19,822 SLPM)	250 PSIG	120°F (49°C)
9011	Pressure Gauge Only, 1/4 NPT, 0-160 PSI (0-11 BAR)	250 PSIG	120°F (49°C)


Pressure Regulator Mtg Brackets



This optional mounting bracket fits Models 9008, 9033 and 9009 Pressure Regulators and includes a locking ring.

Model #	Description
900398	Mounting Bracket for Model 9008, 9033 and 9009

Mounting and Coupling Kits




Model #	Description
9046	Mounting and Coupling Kit for Model 9001 Filter/Model 9008 Regulator and Model 9032 Filter/ Model 9033 Regulator
9047	Mounting and Coupling Kit for Model 9002 Filter/Model 9009 Regulator
9048	Mounting and Coupling Kit for Model 9004 Filter/Model 9005 Oil Removal Filter

Coupling Kits

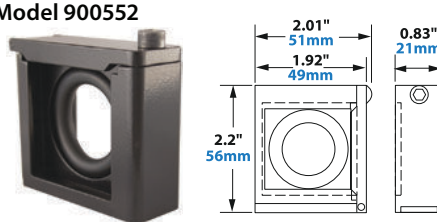
EXAIR's Coupling Kits are interlocking slides that couple the modular filters and pressure regulators together.

Model #	Description
900394	Fits auto drain filters and regulators with 1/4 NPT, 3/8 NPT and 1/2 NPT threads
900552	Fits auto drain filters and regulators with 3/4 NPT threads

Model 900394



Model 900552



Silencing Mufflers

EXAIR Silencing Mufflers help to reduce work area noise produced by air exhausting from cylinders, valves and other air powered equipment. Per OSHA Standard 1910.95(a), a worker must not be exposed to sound levels above 90 dBA for any eight hour shift of a 40 hour work week. Silencing Mufflers help plants meet this OSHA requirement by reducing the sound to safe levels below 90 dBA. They also eliminate harmful dead end pressures. Each style of Silencing Muffler shown has a high airflow capacity, with low back pressure. Popular NPT sizes are ideal for new and existing installations.

Reclassifying Mufflers

Reclassifying Mufflers are an upgrade from Sintered Bronze Mufflers (*see next page*). They offer the best noise reduction - up to 35 dB. Available from 1/8 NPT through 1 NPT, Reclassifying Mufflers eliminate oil mist. Exhaust air from cylinders and valves often contain oil mists that can contaminate the workers' breathing air, affecting their health. Per OSHA Standard 29 CFR 1910.1000, a worker's cumulative exposure to oil mist must not exceed 5mg/m³ by volume in any eight hour shift of a 40 hour work week.

The patented wrap design of the removable element separates oil from the exhausted air so virtually no oil is released into the environment. Based on an intake of 50 PPM at 100 PSIG, the Reclassifying Mufflers reclassify and reduce the exhausted oil mist to 0.015 PPM. A reservoir where oil accumulates at the bottom can be drained by attaching a 1/4" tube.

Each Reclassifying Muffler passes a certain volume of air with minimal back pressure restriction so it doesn't interfere with the operation of the cylinder or valve. When used with cylinders, the "Muffler Quick Pick" table (*right*) helps you select the appropriate model based on the actual bore and stroke of the cylinder.



Muffler Quick Pick

Bore (in.)	Stroke (in.)									
	3	6	9	12	18	24	30	36	42	48
0.5										
1.0										
1.5										
2.0										
2.5										
3.0										
3.5										
4.0										
4.5										
5.0										
5.5										
6.0										

- Model 9070
- Model 9071
- Model 9072
- Model 9073
- Model 9074
- Model 9075
- Contact an Application Engineer for more information.

Muffler Needed To Exhaust In
1/2 Second For A Cylinder
Charged To 100 PSIG

Model #	Description		A	B	C	Replacement Element #
9070	Reclassifying Muffler	in	3.13	1.63	1/8 NPT	900553
		mm	80	41		
9071	Reclassifying Muffler	in	3.13	1.63	1/4 NPT	900553
		mm	80	41		
9072	Reclassifying Muffler	in	4.75	2.44	3/8 NPT	900554
		mm	121	62		
9073	Reclassifying Muffler	in	4.75	2.44	1/2 NPT	900554
		mm	121	62		
9074	Reclassifying Muffler	in	6.25	3.31	3/4 NPT	900555
		mm	159	84		
9075	Reclassifying Muffler	in	6.25	3.31	1 NPT	900555
		mm	159	84		



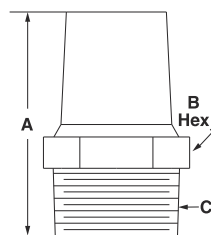
11510 Goldcoast Drive • Cincinnati, OH 45249-1621 • Phone (513) 671-3322
FAX (513) 671-3363 • E-mail: techhelp@exair.com • www.exair.com

Order Direct
We Ship From Stock

Accessories

Sintered Bronze Mufflers

EXAIR's low cost Sintered Bronze Mufflers are easy to install in new and existing exhaust ports of valves, cylinders and other air powered equipment. Each Sintered Bronze Muffler is capable of passing a certain volume of air with minimal back pressure restriction so it doesn't interfere with the operation of the cylinder or valve. When used with cylinders, the "Muffler Quick Pick" table helps you select the appropriate model based on the actual bore and stroke of the cylinder. (Note: Model 9089 has a 1/2"-20 UNF straight thread to fit most solenoid valves.)



Model 9080	Model 9085
Model 9081	Model 9086
Model 9082	Model 9087
Model 9083	Model 9088
Model 9084	Contact an Application Engineer

Muffler will exhaust cylinder in 1/2 second for a cylinder charged to 100 PSIG


Muffler Quick Pick

Bore (in.)	Stroke (in.)									
	3	6	9	12	18	24	30	36	42	48
0.5										
1.0										
1.5										
2.0										
2.5										
3.0										
3.5										
4.0										
4.5										
5.0										
5.5										
6.0										

Model #		Overall Length	Hex	Thread Size
		A	B	C
9080	in	0.72	0.31	#10-32
	mm	18	8	
9081	in	1.13	0.44	1/8 NPT
	mm	29	11	
9082	in	1.38	0.56	1/4 NPT
	mm	35	14	
9083	in	1.50	0.69	3/8 NPT
	mm	38	18	
9084	in	1.88	0.88	1/2 NPT
	mm	48	22	
9085	in	2.25	1.06	3/4 NPT
	mm	57	27	
9086	in	2.91	1.31	1 NPT
	mm	74	33	
9087	in	3.25	1.69	1-1/4 NPT
	mm	83	43	
9088	in	3.69	2	1-1/2 NPT
	mm	94	51	
9089*	in	1.19	0.63	1/2"-20 UNF FEMALE
	mm	30	16	

* Model 9089 for solenoid valves only.

Straight-Through Mufflers



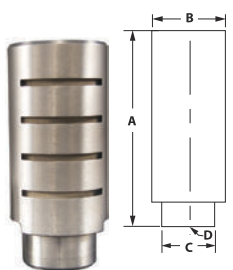
Straight-Through Silencing Mufflers feature a corrosion-resistant aluminum outer shell lined with sound absorbing foam for better noise reduction. The typical noise reduction is up to 20 dB.

Model #	Description		A	B	C	D	Rated Flow
3914	Straight-Through Muffler	in	4	1.50	1/4 MNPT	1/4 FNPT	22 SCFM
		mm	102	38			623 SLPM
3911	Straight-Through Muffler	in	4.13	1.50	3/8 MNPT	3/8 FNPT	50 SCFM
		mm	105	38			1,416 SLPM
3913	Straight-Through Muffler	in	9.75	2	3/4 MNPT	3/4 FNPT	73 SCFM
		mm	248	51			2,066 SLPM

Flow rated at 1/2 PSIG back pressure

Caution: Operations approaching 32°F (0°C) or below could result in freeze-up due to moisture in the compressed air line.

Heavy Duty Mufflers



Heavy Duty Silencing Mufflers feature a corrosion-resistant aluminum outer shell with an internal stainless steel screen that protects valves and cylinders from contamination that could enter through the exhaust ports. This also keeps contaminants such as rust from being ejected at high speed from the exhaust port. The typical noise reduction is up to 14 dB.

Model #	Description		A	B	C	D
3903	Heavy Duty Muffler	in	1.81	0.81	0.63	1/4 FNPT
		mm	46	21	16	
3907	Heavy Duty Muffler	in	4.50	2	1.50	3/4 FNPT
		mm	114	51	38	

Caution: Operations approaching 32°F (0°C) or below could result in freeze-up due to moisture in the compressed air line.

Solenoid Valves



Solenoid Valves are available in a variety of flow rates and voltages. All models are UL Listed and are CE and RoHS compliant.



Model #	Description
9020	Solenoid Valve, 120V, 50/60Hz, 1/4 NPT, 40 SCFM (1,133 SLPM)
9018	NEMA 4-4X Solenoid Valve, 120V, 50/60Hz, 1/4 NPT, 40 SCFM (1,133 SLPM)
9034	NEMA 4-4X Solenoid Valve, 120V, 50/60Hz, 1/2 NPT, 100 SCFM (2,832 SLPM)
9036	NEMA 4-4X Solenoid Valve, 120V, 50/60Hz, 3/4 NPT, 200 SCFM (5,664 SLPM)
9021	Solenoid Valve, 200-240V, 50/60Hz, 1/4 NPT, 40 SCFM (1,133 SLPM)
9024	NEMA 4-4X Solenoid Valve, 240V, 50/60Hz, 1/4 NPT, 40 SCFM (1,133 SLPM)
9035	NEMA 4-4X Solenoid Valve, 240V, 50/60Hz, 1/2 NPT, 100 SCFM (2,832 SLPM)
9037	NEMA 4-4X Solenoid Valve, 240V, 50/60Hz, 3/4 NPT, 200 SCFM (5,664 SLPM)
9031	NEMA 4-4X Solenoid Valve, 24VDC, 1/4 NPT, 40 SCFM (1,133 SLPM)
9058	NEMA 4-4X Solenoid Valve, 24VDC, 1/2 NPT, 100 SCFM (2,832 SLPM)
9059	NEMA 4-4X Solenoid Valve, 24VDC, 3/4 NPT, 200 SCFM (5,664 SLPM)
9065	NEMA 4-4X Solenoid Valve, 24VDC, 1 NPT, 350 SCFM (9,911 SLPM)

Valves



Model #	Description
9012	Manual Valve, 1/4 NPT
900340	Manual Valve, 3/8 NPT
900343	Manual Valve, 1/2 NPT
900743	Manual Valve, 3/4 NPT
900346	Manual Valve, 1 NPT
900744	Manual Valve, 1-1/4 NPT

Swivel Fittings



EXAIR's Swivel Fittings make it easy to adjust the position of the Air Nozzles, Air Jets, and Air Amplifiers. Swivel Fittings permit a movement of 25 degrees from the center axis for a total movement of 50 degrees. Type 303 and 316 stainless steel.

Model #	Description
9201	M4 x 0.5mm female x 1/8 MNPT Swivel Fitting, 316 SS
9202	M5 x 0.5mm female x 1/8 MNPT Swivel Fitting, 316 SS
9203	M6 x 0.75mm female x 1/8 MNPT Swivel Fitting, 316 SS
9052	1/8 NPT Swivel Fitting, 303 SS
9053	1/4 NPT Swivel Fitting, 303 SS
9068	3/8 NPT Swivel Fitting, 303 SS
9069	1/2 NPT Swivel Fitting, 303 SS
9023	3/4 NPT Swivel Fitting, 303 SS
9204	1 MNPT x 1 FNPT, 303 SS

ETC™ Electronic Temperature Control



Model	Voltage	Flow
9238	120VAC 50/60HZ	1/4 NPT 40 SCFM (1,133 SLPM)
9258	120VAC 50/60Hz	1/2 NPT 100 SCFM (2,832 SLPM)
9239	240VAC 50/60Hz	1/4 NPT 40 SCFM (1,133 SLPM)
9259	240VAC 50/60Hz	1/2 NPT 100 SCFM (2,832 SLPM)

ETC enclosure: Polycarbonate NEMA 4X, IP 66, UL508, UL94-5V
CE and ROHS Compliant

For more about the ETC, see page 217 of this catalog.

EXAIR's digital ETC™ (Electronic Temperature Control) provides precise temperature control for your electrical enclosure. The LED readout of the ETC displays the internal temperature of the electrical enclosure (°F or °C) that is constantly being monitored by a quick response thermocouple.

Thermostat



The adjustable thermostat is factory set at 95°F (35°C). It will normally hold $\pm 2^\circ\text{F}$ (1°C) of the desired temperature setting. It is rated 24V-240V AC or DC, 50/60Hz and is UL Recognized, CSA Certified.



Model #	Description
9017	Thermostat

Accessories

Magnetic Bases

Model 9042



Model 9043



Model 9029



Magnetic bases are suited to applications where frequent movement of the air product is required. The powerful magnet permits horizontal or vertical mounting. A valve is provided that can be used to vary the force and flow.


Model #	Description
9042	One Outlet Magnetic Base with Shutoff Valve (1/4 NPT)
9043	Two Outlet Magnetic Base with Shutoff Valve (1/4 NPT)
9029	One Outlet Swivel Magnetic Base with Shutoff Valve (1/4 NPT)

Stay Set Hoses

For applications where frequent repositioning of the air product is required, the Flexible Stay Set Hoses™ are ideal. Simply mount the hose in close proximity to the application and bend it. Since the hose has “memory”, it will not creep or bend. It will always keep the aim until physically moved to the next position and will withstand temperatures of up to 158°F (70°C).

(1/4 male NPT fitting on one end, 1/8 female NPT on the other)

Model #	Description
9256	6" (152mm) 1/4 MNPT x 1/8 FNPT
9262	12" (305mm) 1/4 MNPT x 1/8 FNPT
9268	18" (457mm) 1/4 MNPT x 1/8 FNPT
9274	24" (610mm) 1/4 MNPT x 1/8 FNPT
9280	30" (762mm) 1/4 MNPT x 1/8 FNPT
9286	36" (914mm) 1/4 MNPT x 1/8 FNPT



(1/4 male NPT fitting on each end)

Model #	Description
9206	6" (152mm) 1/4 MNPT x 1/4 MNPT
9212	12" (305mm) 1/4 MNPT x 1/4 MNPT
9218	18" (457mm) 1/4 MNPT x 1/4 MNPT
9224	24" (610mm) 1/4 MNPT x 1/4 MNPT
9230	30" (762mm) 1/4 MNPT x 1/4 MNPT
9236	36" (914mm) 1/4 MNPT x 1/4 MNPT



Hoses



12 Foot (3.66m) Coiled Hoses

Model #	Description	Model #	Description	Model #	Description
900106	1/8 NPT x 1/4" ID Coiled Hose With Swivel	900750	1/4 NPT x 3/8" ID Coiled Hose With Swivel	900751	3/8 NPT x 3/8" ID Coiled Hose With Swivel

Conveying Hose

Hose lengths are 10', 20', 30', 40' and 50'. Select the hose model number (diameter) and indicate the length with a dash. Example: A Model 6931-20 is 1" ID Hose x 20' long.

Model #	Description	Model #	Description	Model #	Description
6928-	Hose 3/8" ID	6931-	Hose 1" ID	6934-	Hose 2" ID
6929-	Hose 1/2" ID	6932-	Hose 1-1/4" ID	6935-	Hose 2-1/2" ID
6930-	Hose 3/4" ID	6933-	Hose 1-1/2" ID	6936-	Hose 3" ID

Compressed Air Hose

Compressed air hose is made of reinforced synthetic rubber to assure long life and protection against ozone, weathering, and temperatures up to 158°F (70°C). Hose lengths are 10', 15', 20', 30', 40' and 50'. Indicate the length with a dash. Example: A Model 900061-30 is 3/8" ID Hose x 30' long.

Model #	Description
900061	Compressed Air Hose, 1/4 MNPT x 1/4 MNPT (3/8" ID Hose)
901179	Compressed Air Hose, 1/2 MNPT x 1/2 MNPT (1/2" ID Hose)

Compressed Air Fittings



Hex Nipple		
Model #	Material	Thread Size
9890	Brass	1/8 MNPT x 1/8 MNPT
9944	Brass	1/4 MNPT x 1/4 MNPT
9759	Brass	3/8 MNPT x 3/8 MNPT
9760	Brass	1/2 MNPT x 1/2 MNPT
9761	Brass	3/4 MNPT x 3/4 MNPT
9958	304SS	1/8 MNPT x 1/8 MNPT
9959	304SS	1/4 MNPT x 1/4 MNPT
9960	304SS	3/8 MNPT x 3/8 MNPT
9961	304SS	1/2 MNPT x 1/2 MNPT

Close Nipple		
Model #	Material	Thread Size
9551	Brass	1/4 MNPT x 1/4 MNPT
9752	Brass	3/8 MNPT x 3/8 MNPT
900745	Brass	1/2 MNPT x 1/2 MNPT
900559	Brass	3/4 MNPT x 3/4 MNPT
900309	NP Brass	1/8 MNPT x 1/8 MNPT
900084	NP Brass	1/4 MNPT x 1/4 MNPT
900435	NP Brass	3/8 MNPT x 3/8 MNPT
900436	NP Brass	1/2 MNPT x 1/2 MNPT
900409	316SS	1/8 MNPT x 1/8 MNPT
900160	316SS	1/4 MNPT x 1/4 MNPT
900505	316SS	3/8 MNPT x 3/8 MNPT
900506	316SS	1/2 MNPT x 1/2 MNPT

Coupler		
Model #	Material	Thread Size
900453	NP Brass	1/8 FNPT x 1/8 FNPT
9871	Brass	1/4 FNPT x 1/4 FNPT

MNPT = Male NPT
FNPT = Female NPT
NP = Nickel Plated
UNF = Unified Fine Thread



Reducer		
Model #	Material	Thread Size
900405	Brass	1/4 MNPT x 1/8 FNPT
900105	Brass	1/4 FNPT x 1/8 MNPT
9553	Brass	3/8 MNPT x 1/4 MNPT
9897	Brass	1/2 MNPT x 3/8 MNPT
900736	Brass	1/2 MNPT x 1/4 MNPT
900622	Brass	1/2 MNPT x 1/4 FNPT
900985	Brass	1/2 FNPT x 3/8 MNPT

Tee		
Model #	Material	Thread Size
900005	Brass	1/4 FNPT x 1/4 FNPT x 1/4 MNPT
9851	Brass	1/4 MNPT x 1/4 MNPT x 1/4 MNPT
9971	Brass	3/8 FNPT x 1/4 FNPT x 3/8 MNPT
9896	Brass	3/8 FNPT x 3/8 FNPT x 3/8 FNPT
900621	Brass	1/2 FNPT x 1/2 FNPT x 1/2 FNPT
900734	Brass	1/2 FNPT x 1/4 FNPT x 1/2 FNPT

Elbow		
Model #	Material	Thread Size
7674	Brass	1/8 MNPT x 1/8 FNPT 45°
9555	Brass	1/4 MNPT x 1/4 FNPT 90°
9895	Brass	3/8 MNPT x 3/8 FNPT 90°
900073	Brass	1/4 MNPT x 3/8 Tube 90°

Cross		
Model #	Material	Thread Size
900735	Brass	1/2 FNPT

Bulkhead Fitting		
Model #	Material	Thread Size
900069	Brass	3/4-16 UNF x 1/4 FNPT x 1/4 FNPT

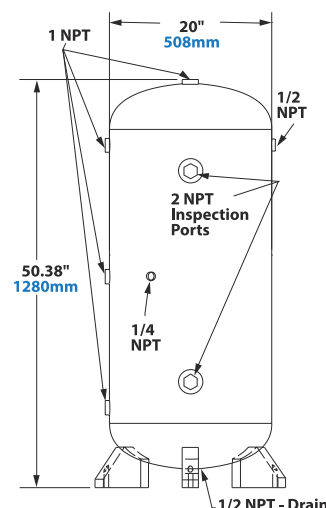
60 Gallon Receiver Tank



Some applications require an intermittent demand for a high volume of compressed air. This can cause fluctuations in pressure and volume throughout the compressed air system with some points being “starved” for compressed air. EXAIR’s Model 9500-60 60 Gallon Receiver Tank can be installed near the point of high demand so there is an additional supply of compressed air available for a short duration. The time between the high volume demand occurrences should be long enough so the compressor has enough time to replenish the EXAIR 60 Gallon Receiver Tank.

The 60 gallon (227 liter) vertical steel tank with mounting feet saves floor space and meets the American Society of Mechanical Engineers (ASME) pressure vessel code. (It is not ASME rated for vacuum.) A drain valve is provided for placement at the bottom of the tank to discharge liquid and contaminants.

A user supplied check valve installed upstream of the receiver tank will maintain the tank at maximum pressure so upstream uses of compressed air do not deplete the tank. A user supplied needle valve can regulate the refilling of the Receiver Tank, effectively reducing the large intermittent air requirement into a smaller average demand.



Receiver Tank	
Model #	Description
9500-60	60 Gallon Receiver Tank

- Pressure tank has a primer finish
- Temperature rating is -20° to 450°F (-29° to 232°C)
- Tank maximum pressure is 200 PSIG (13.8 BAR)
- No plugs are included for open ports. User must supply pressure rated plugs and pressure relief valve.
- Weight is 165 lbs. (75 kg)
- Please consult your local code requirements prior to installation.